

# Zoustar x Dancing Alone


**Stallion:**  
Zoustar

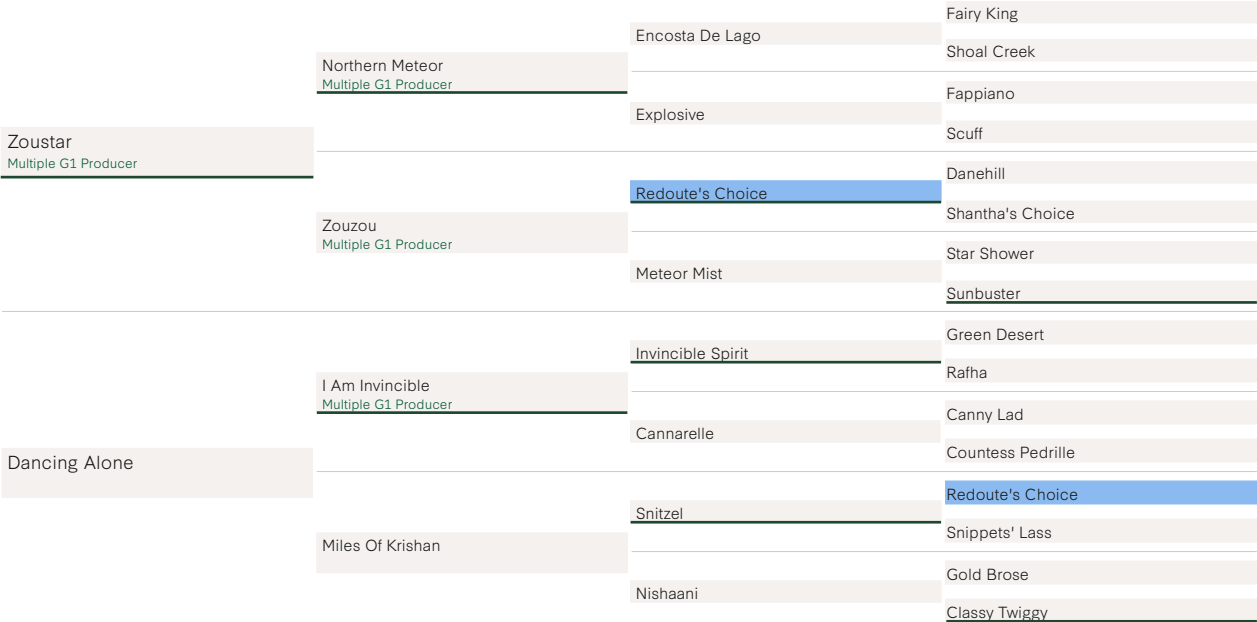
**Standing:**  
Widden

**Stud Fee:**  
\$275,000 (2025)

**SW/Rnrs:**  
6.26 %

**Rating:**  
64.14 %

 **20/20 Match!**



## Similar Stakes Winners

HORSE	G1	G2	G3	L	Similarity
Growing Empire <span>M</span>	-	-	2	-	100 %
Haut Brion Her <span>F</span>	-	2	-	-	77 %
Admiration <span>M</span>	-	1	-	-	77 %
Maschino <span>M</span>	-	-	1	-	77 %
Jamaican Rain <span>F</span>	-	-	2	-	74 %
Starlust <span>M</span>	1	-	1	-	71 %
North Star Lass <span>F</span>	-	1	-	-	71 %
Al Muthana <span>M</span>	2	1	-	-	52 %
Miss Conteki <span>F</span>	-	-	1	-	52 %
Schwarz <span>M</span>	1	2	1	-	48 %
Romantic Touch <span>M</span>	1	-	-	-	48 %
Rubick <span>M</span>	-	1	1	-	48 %
Burning Passion <span>M</span>	-	-	2	-	48 %
Precious Lorraine <span>F</span>	-	-	1	-	48 %
Supreme Profit <span>M</span>	-	-	1	-	48 %
Sun City <span>M</span>	-	-	1	-	48 %
Zoushine <span>F</span>	-	-	1	-	48 %
Field Of Play <span>M</span>	-	-	1	-	48 %
Jacquinet <span>M</span>	2	-	2	-	42 %
Erno's Cube <span>F</span>	-	1	-	-	42 %
Karli's Karma <span>F</span>	-	-	1	-	39 %

## Impact Profile Summary

20 crucial crosses within 4 generations (as indicated by an underline above) are analysed to assess the pedigree's success)

7 Gold

3 Green

0 Red

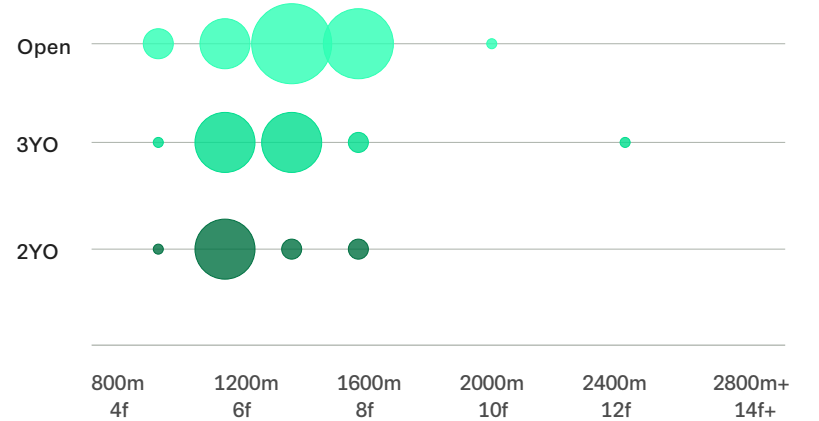
Total crosses, out of 20 analysed, that have **exceeded expectations by more than a factor of 4.**

The quantity of crosses, out of 20 analysed, that have **exceeded expectations between 2 and 4 times.**

The quantity of crosses, out of 20 analysed, that have **fallen short of expectations** and should be avoided.

## Predicted Distance Profile

Stakes winners resembling this pedigree are examined, and their success at various distances and ages are displayed. [View live on Stallion Match.](#)



# Street Boss x Dancing Alone


**Stallion:**  
Street Boss

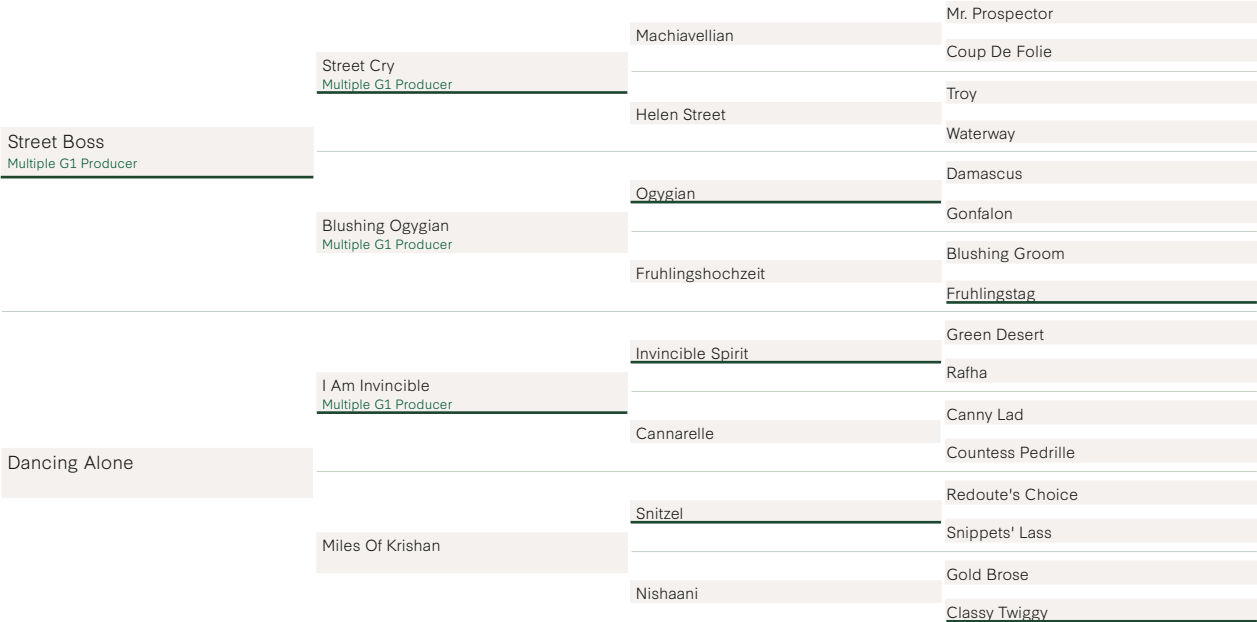
**Standing:**  
Darley - VIC

**Stud Fee:**  
\$66,000 (2025)

**SW/Rnrs:**  
6.31 %

**Rating:**  
64.14 %

 **20/20 Match!**



## Similar Stakes Winners

HORSE	G1	G2	G3	L	Similarity
Anamoe <span>M</span>	9	4	-	-	77 %
Trekking <span>M</span>	2	1	1	-	77 %
Savatiano <span>F</span>	1	5	1	-	77 %
Stay With Me <span>F</span>	1	-	-	-	77 %
Pinstriped <span>M</span>	1	1	1	-	71 %
Arcaded <span>F</span>	-	1	1	-	68 %
Bonham <span>F</span>	1	-	-	-	52 %
Faithful Feat <span>F</span>	-	-	1	-	48 %
Gaulois <span>M</span>	-	-	1	-	48 %
Vilana <span>M</span>	-	1	2	-	35 %
Santa Monica <span>F</span>	1	-	-	-	32 %
Sensible Princess <span>F</span>	-	1	-	-	32 %
Nordico <span>M</span>	-	-	2	-	32 %
Take The Rap <span>M</span>	-	-	1	-	32 %

## Impact Profile Summary

20 crucial crosses within 4 generations (as indicated by an underline above) are analysed to assess the pedigree's success)

3 Gold

The total crosses, out of 20 analysed, that have **exceeded expectations** by more than a factor of 4.

4 Green

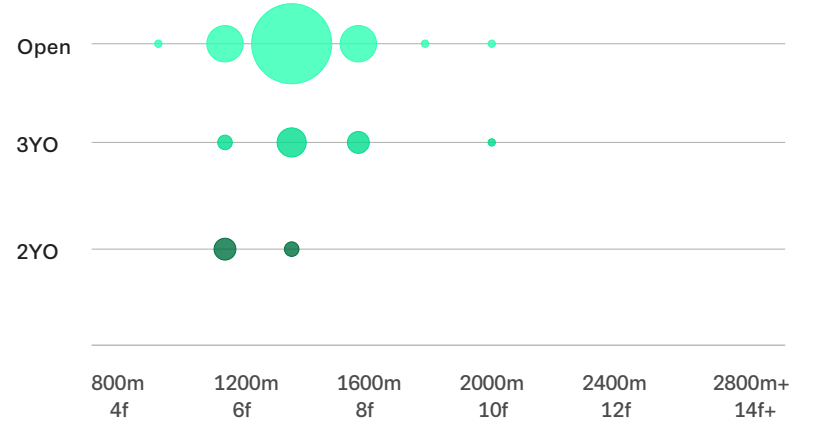
The quantity of crosses, out of 20 analysed, that have **exceeded expectations** between 2 and 4 times.

0 Red

The quantity of crosses, out of 20 analysed, that have **fallen short of expectations** and should be avoided.

## Predicted Distance Profile

Stakes winners resembling this pedigree are examined, and their success at various distances and ages are displayed. [View live on Stallion Match.](#)



# Written Tycoon x Dancing Alone


**Stallion:**  
Written Tycoon

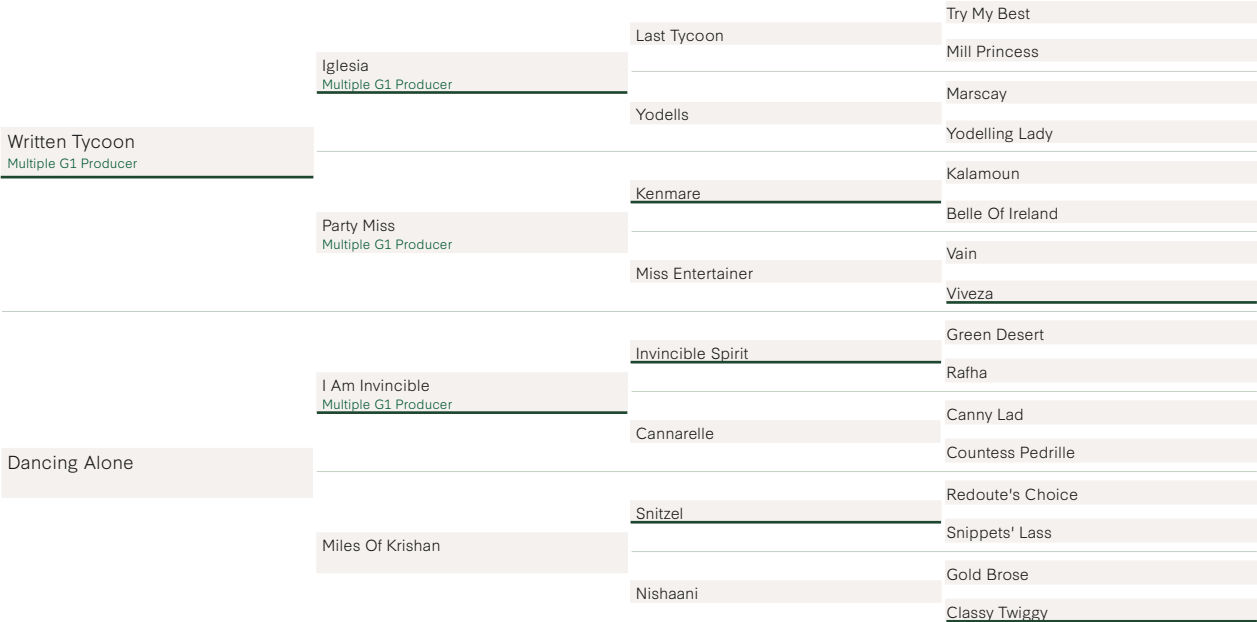
**Standing:**  
Yulong

**Stud Fee:**  
Private

**SW/Rnrs:**  
5.88 %

**Rating:**  
62.35 %

 20/20 Match!

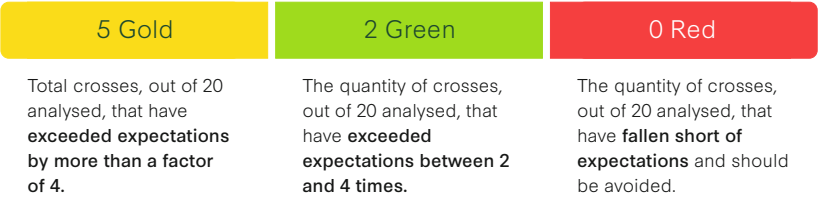


## Similar Stakes Winners

HORSE	G1	G2	G3	L	Similarity
Teleplay <span>F</span>	-	-	1	-	77 %
Private Life <span>M</span>	1	-	-	-	71 %
Velocious <span>F</span>	1	-	-	-	71 %
Captured By Love <span>F</span>	-	2	1	-	71 %
Mosse <span>M</span>	-	1	-	-	68 %
Sacred Falls <span>M</span>	4	1	1	-	52 %
Holmes A Court <span>M</span>	-	-	1	-	52 %
Luna Rossa <span>F</span>	1	-	-	-	48 %
Dirty Work <span>M</span>	-	1	-	-	48 %
Straight Charge <span>M</span>	-	1	-	-	48 %
Marine One <span>M</span>	-	1	-	-	48 %
Iowna Merc <span>M</span>	-	-	1	-	48 %
Enthaar <span>M</span>	-	-	1	-	48 %
The Novelist <span>M</span>	-	-	1	-	48 %
The Playwright <span>F</span>	-	-	1	-	48 %
Cannonball <span>M</span>	-	-	1	-	48 %
Gumdrops <span>F</span>	-	-	1	-	48 %
Written Dash <span>F</span>	-	-	1	-	48 %
Ole Kirk <span>M</span>	2	-	-	-	32 %
Shamexpress <span>M</span>	1	-	-	-	32 %
Encap <span>M</span>	-	1	1	-	32 %

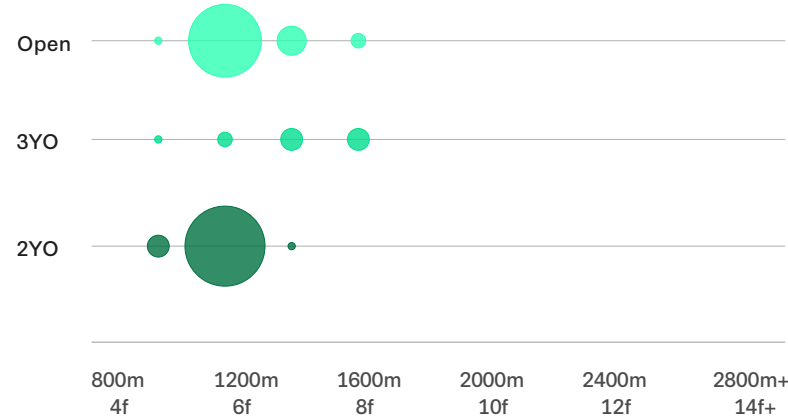
## Impact Profile Summary

20 crucial crosses within 4 generations (as indicated by an underline above) are analysed to assess the pedigree's success)



## Predicted Distance Profile

Stakes winners resembling this pedigree are examined, and their success at various distances and ages are displayed. [View live on Stallion Match.](#)



# Dundeel x Dancing Alone

**Stallion:**  
Dundeel

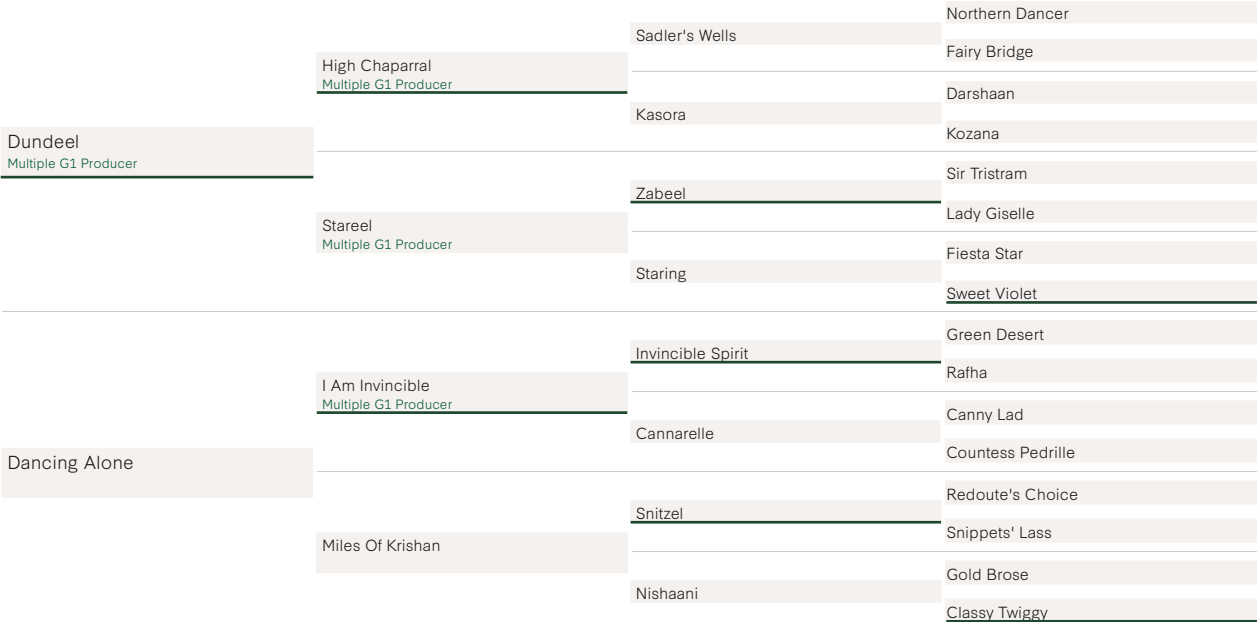
**Standing:**  
Arrowfield

**Stud Fee:**  
\$88,000 (2025)

**SW/Rnrs:**  
5.33 %

**Rating:**  
62.02 %

⚡ 20/20 Match!



## Similar Stakes Winners

HORSE	G1	G2	G3	L	Similarity
Cinch <span>F</span>	-	-	1	-	84 %
Ace High <span>M</span>	2	1	1	-	77 %
Super Seth <span>M</span>	1	-	2	-	77 %
Mare Of Mt Buller <span>F</span>	-	-	1	-	77 %
Celestial Legend <span>M</span>	2	1	-	-	71 %
Jasmin Rouge <span>F</span>	-	-	1	-	71 %
Super Easy <span>M</span>	3	1	3	-	55 %
D'argento <span>M</span>	1	-	-	-	52 %
Inference <span>M</span>	1	-	-	-	52 %
Fasika <span>F</span>	-	1	1	-	52 %
Double Market <span>F</span>	-	1	-	-	52 %
Shangri La Spring <span>M</span>	-	-	2	-	52 %
Anchorage <span>M</span>	-	-	1	-	52 %
Papillon Club <span>F</span>	-	-	1	-	52 %
Masked Crusader <span>M</span>	1	1	2	-	48 %
Dunkel <span>M</span>	1	-	-	-	48 %
Western Hymn <span>M</span>	-	1	4	-	48 %
Gustav Klimt <span>M</span>	-	1	-	-	48 %
The Miniver Rose <span>F</span>	-	1	-	-	48 %
Entente <span>M</span>	-	-	2	-	48 %
Wonderfully <span>F</span>	-	-	1	-	48 %

## Impact Profile Summary

20 crucial crosses within 4 generations (as indicated by an underline above) are analysed to assess the pedigree's success)

2 Gold

4 Green

0 Red

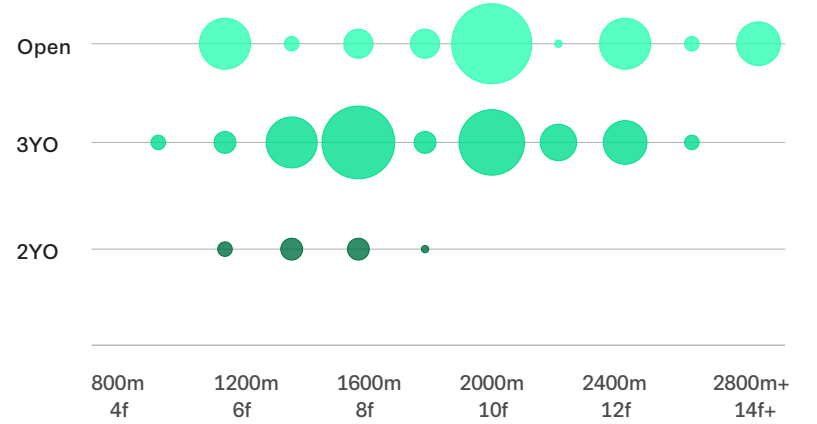
Total crosses, out of 20 analysed, that have **exceeded expectations by more than a factor of 4.**

The quantity of crosses, out of 20 analysed, that have **exceeded expectations between 2 and 4 times.**

The quantity of crosses, out of 20 analysed, that have **fallen short of expectations** and should be avoided.

## Predicted Distance Profile

Stakes winners resembling this pedigree are examined, and their success at various distances and ages are displayed. [View live on Stallion Match.](#)



# Too Darn Hot x Dancing Alone


**Stallion:**  
Too Darn Hot

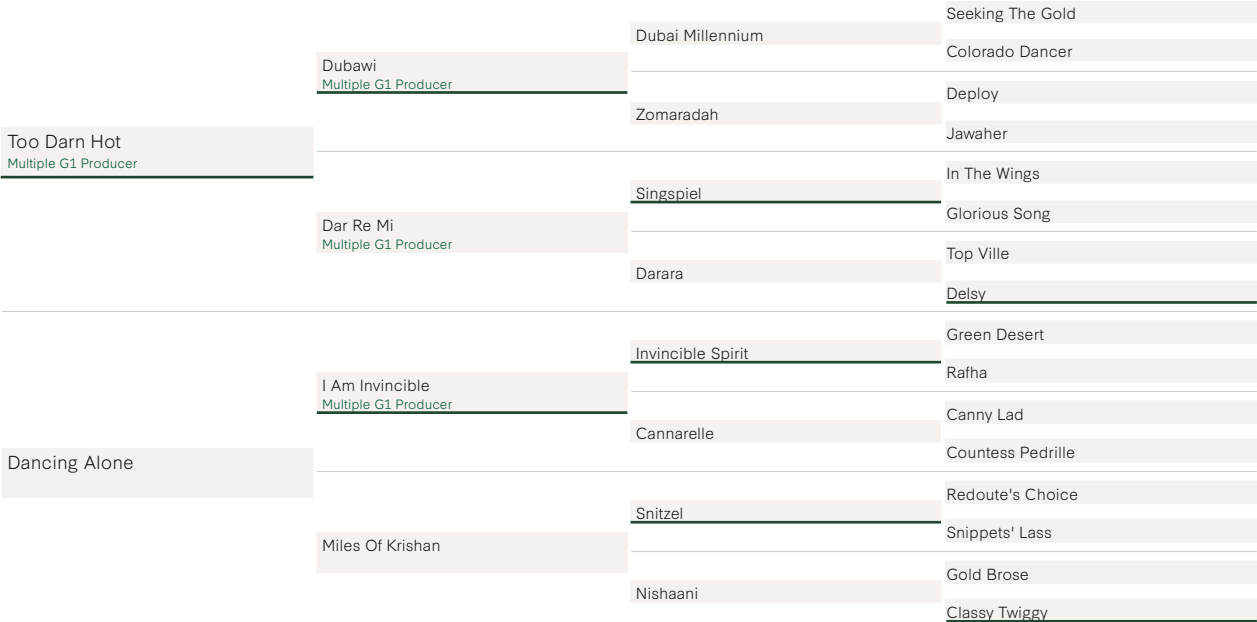
**Standing:**  
Darley - NSW

**Stud Fee:**  
\$275,000 (2025)

**SW/Rnrs:**  
8.30 %

**Rating:**  
62.02 %

 **20/20 Match!**



## Similar Stakes Winners

HORSE	G1	G2	G3	L	Similarity
Tiger Tees <span>M</span>	1	1	3	-	97 %
Ball Of Muscle <span>M</span>	-	4	1	-	97 %
In Italian <span>F</span>	4	-	1	-	77 %
Notable Speech <span>M</span>	2	-	-	-	71 %
Perfect Tribute <span>F</span>	-	-	1	-	71 %
Broadsiding <span>M</span>	4	2	-	-	48 %
Fallen Angel <span>F</span>	2	-	1	-	48 %
Military Law <span>M</span>	-	2	-	-	48 %
Never Ending Story <span>F</span>	-	-	2	-	48 %
Anton En Avant <span>M</span>	-	-	1	-	48 %
Muraaqaba <span>F</span>	-	-	1	-	48 %
The Amazonian <span>F</span>	-	-	1	-	48 %
Concert Hall <span>F</span>	-	-	1	-	48 %
Eldar Eldarov <span>M</span>	2	1	-	-	32 %
Night Of Thunder <span>M</span>	2	-	-	-	32 %
Thundering Nights <span>F</span>	1	-	1	-	32 %
Al Husn <span>F</span>	1	-	1	-	32 %
Nezwaah <span>F</span>	1	-	-	-	32 %
My Oberon <span>M</span>	-	1	1	-	32 %
Ancient Truth <span>M</span>	-	1	-	-	32 %
Purplepay <span>F</span>	-	1	-	-	32 %

## Impact Profile Summary

20 crucial crosses within 4 generations (as indicated by an underline above) are analysed to assess the pedigree's success)

2 Gold

3 Green

0 Red

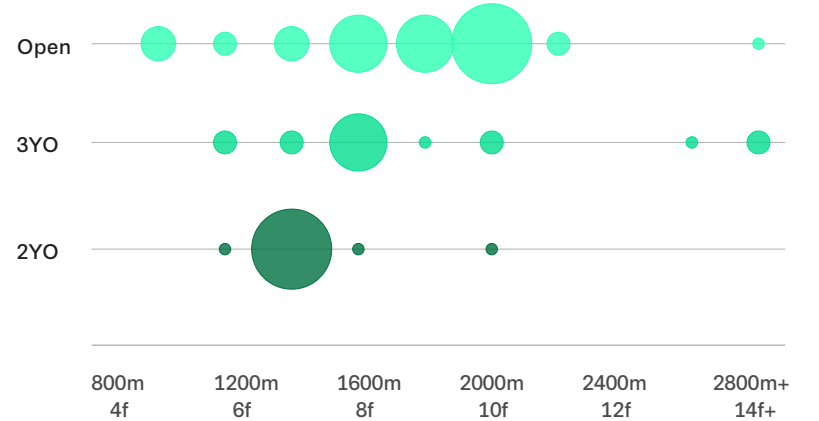
Total crosses, out of 20 analysed, that have **exceeded expectations by more than a factor of 4.**

The quantity of crosses, out of 20 analysed, that have **exceeded expectations between 2 and 4 times.**

The quantity of crosses, out of 20 analysed, that have **fallen short of expectations** and should be avoided.

## Predicted Distance Profile

Stakes winners resembling this pedigree are examined, and their success at various distances and ages are displayed. [View live on Stallion Match.](#)



# Benbatl x Dancing Alone


**Stallion:**  
Benbatl

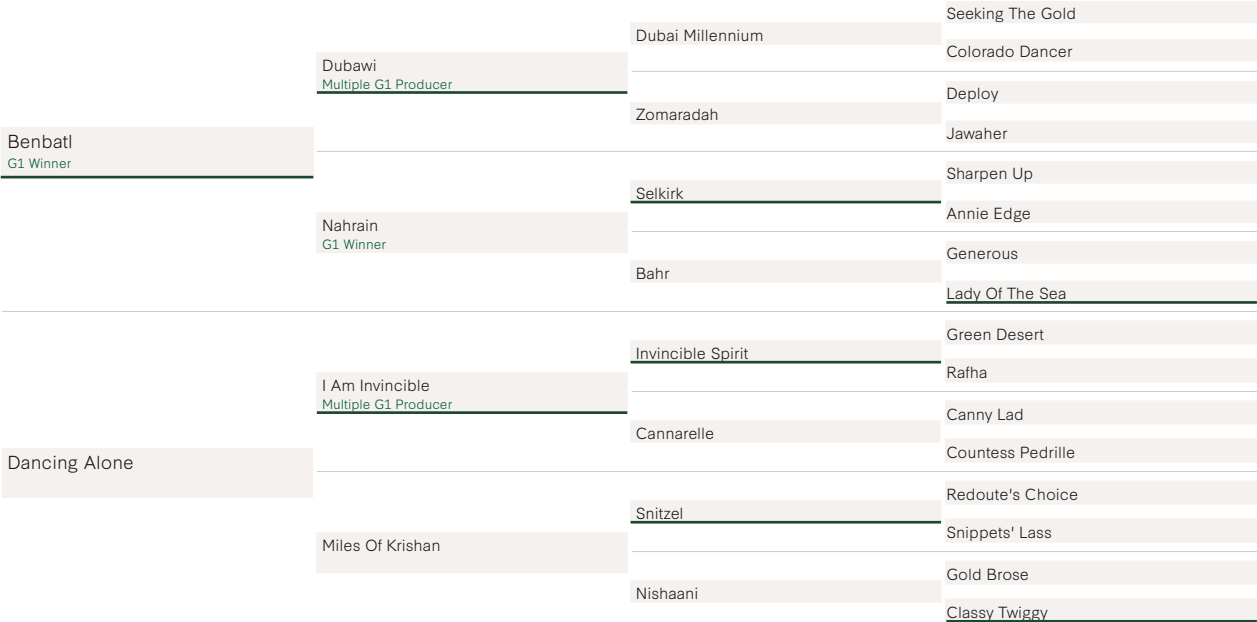
**Standing:**  
Woodside Park

**Stud Fee:**  
\$22,000 (2024)

**SW/Rnrs:**  
-

**Rating:**  
62.02%

 **20/20 Match!**



## Similar Stakes Winners

HORSE	G1	G2	G3	L	Similarity
Tiger Tees <span>M</span>	1	1	3	-	97%
Ball Of Muscle <span>M</span>	-	4	1	-	97%
In Italian <span>F</span>	4	-	1	-	77%
Notable Speech <span>M</span>	2	-	-	-	71%
Perfect Tribute <span>F</span>	-	-	1	-	71%
Military Law <span>M</span>	-	2	-	-	48%
Never Ending Story <span>F</span>	-	-	2	-	48%
Muraaqaba <span>F</span>	-	-	1	-	48%
Anton En Avant <span>M</span>	-	-	1	-	48%
The Amazonian <span>F</span>	-	-	1	-	48%
Concert Hall <span>F</span>	-	-	1	-	48%
Broadsiding <span>M</span>	4	2	-	-	32%
Eldar Eldarov <span>M</span>	2	1	-	-	32%
Fallen Angel <span>F</span>	2	-	1	-	32%
Night Of Thunder <span>M</span>	2	-	-	-	32%
Al Husn <span>F</span>	1	-	1	-	32%
Thundering Nights <span>F</span>	1	-	1	-	32%
Nezwaah <span>F</span>	1	-	-	-	32%
My Oberon <span>M</span>	-	1	1	-	32%
Ancient Truth <span>M</span>	-	1	-	-	32%
Purplepay <span>F</span>	-	1	-	-	32%

## Impact Profile Summary

20 crucial crosses within 4 generations (as indicated by an underline above) are analysed to assess the pedigree's success)

2 Gold

3 Green

0 Red

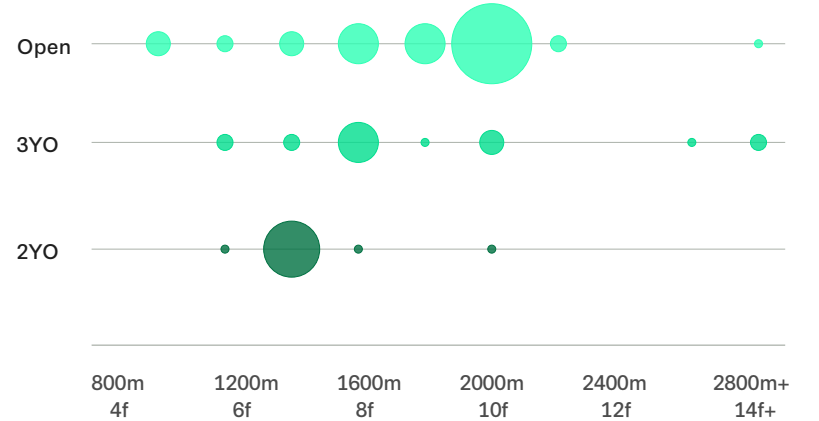
Total crosses, out of 20 analysed, that have **exceeded expectations by more than a factor of 4**.

The quantity of crosses, out of 20 analysed, that have **exceeded expectations between 2 and 4 times**.

The quantity of crosses, out of 20 analysed, that have **fallen short of expectations** and should be avoided.

## Predicted Distance Profile

Stakes winners resembling this pedigree are examined, and their success at various distances and ages are displayed. [View live on Stallion Match.](#)



# Henry Longfellow x Dancing Alone


**Stallion:**  
Henry Longfellow

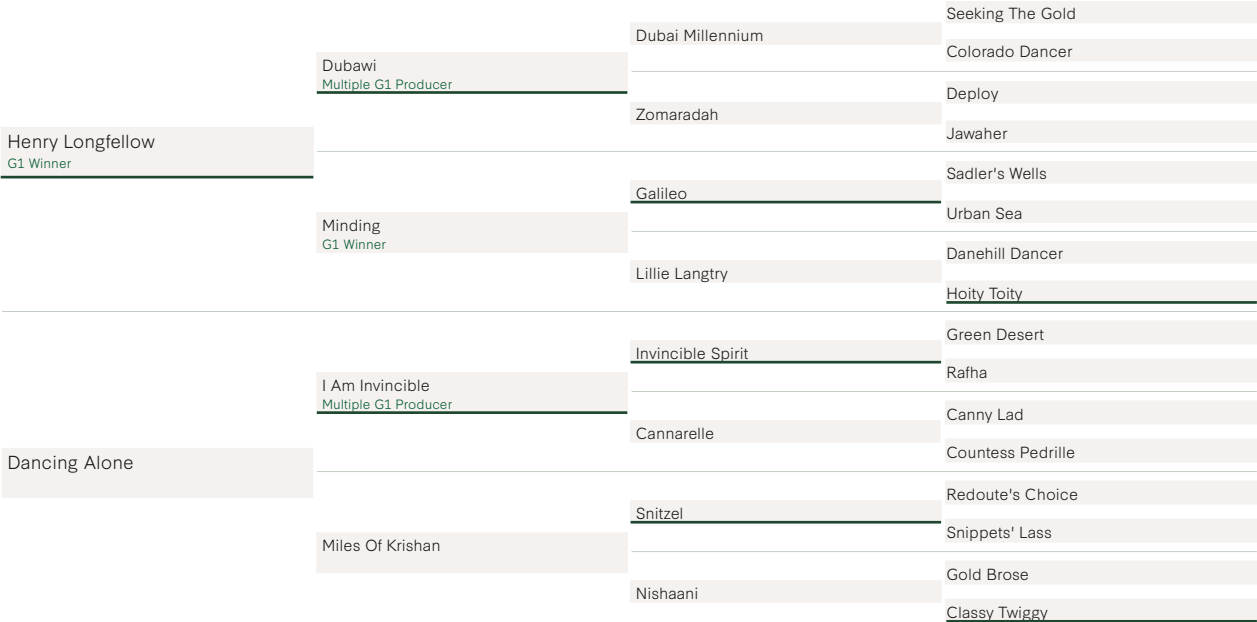
**Standing:**  
Rosemont

**Stud Fee:**  
\$22,000 (2025)

**SW/Rnrs:**  
-

**Rating:**  
62.02%

 **20/20 Match!**

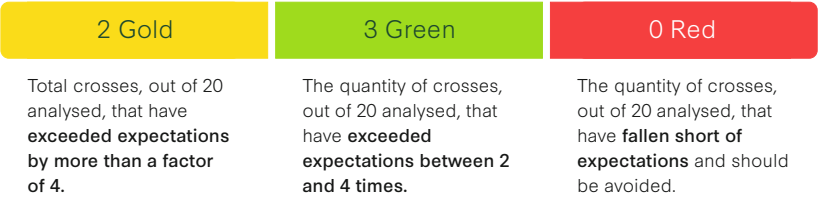


## Similar Stakes Winners

HORSE	G1	G2	G3	L	Similarity
Tiger Tees <span>M</span>	1	1	3	-	97%
Ball Of Muscle <span>M</span>	-	4	1	-	97%
In Italian <span>F</span>	4	-	1	-	77%
Notable Speech <span>M</span>	2	-	-	-	71%
Perfect Tribute <span>F</span>	-	-	1	-	71%
The Amazonian <span>F</span>	-	-	1	-	52%
Military Law <span>M</span>	-	2	-	-	48%
Never Ending Story <span>F</span>	-	-	2	-	48%
Muraaqaba <span>F</span>	-	-	1	-	48%
Concert Hall <span>F</span>	-	-	1	-	48%
Anton En Avant <span>M</span>	-	-	1	-	48%
Thundering Nights <span>F</span>	1	-	1	-	39%
Dajraan <span>M</span>	-	-	1	-	39%
Mandanaba <span>F</span>	-	-	1	-	39%
Alburno <span>M</span>	-	-	1	-	35%
Broadsiding <span>M</span>	4	2	-	-	32%
Eldar Eldarov <span>M</span>	2	1	-	-	32%
Fallen Angel <span>F</span>	2	-	1	-	32%
Night Of Thunder <span>M</span>	2	-	-	-	32%
Al Husn <span>F</span>	1	-	1	-	32%
Victoria Road <span>M</span>	1	-	1	-	32%

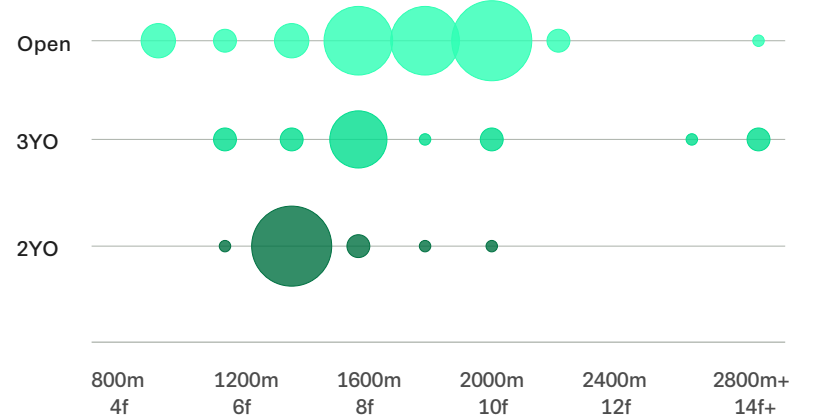
## Impact Profile Summary

20 crucial crosses within 4 generations (as indicated by an underline above) are analysed to assess the pedigree's success)



## Predicted Distance Profile

Stakes winners resembling this pedigree are examined, and their success at various distances and ages are displayed. [View live on Stallion Match.](#)



# St Mark's Basilica x Dancing Alone


**Stallion:**  
St Mark's Basilica

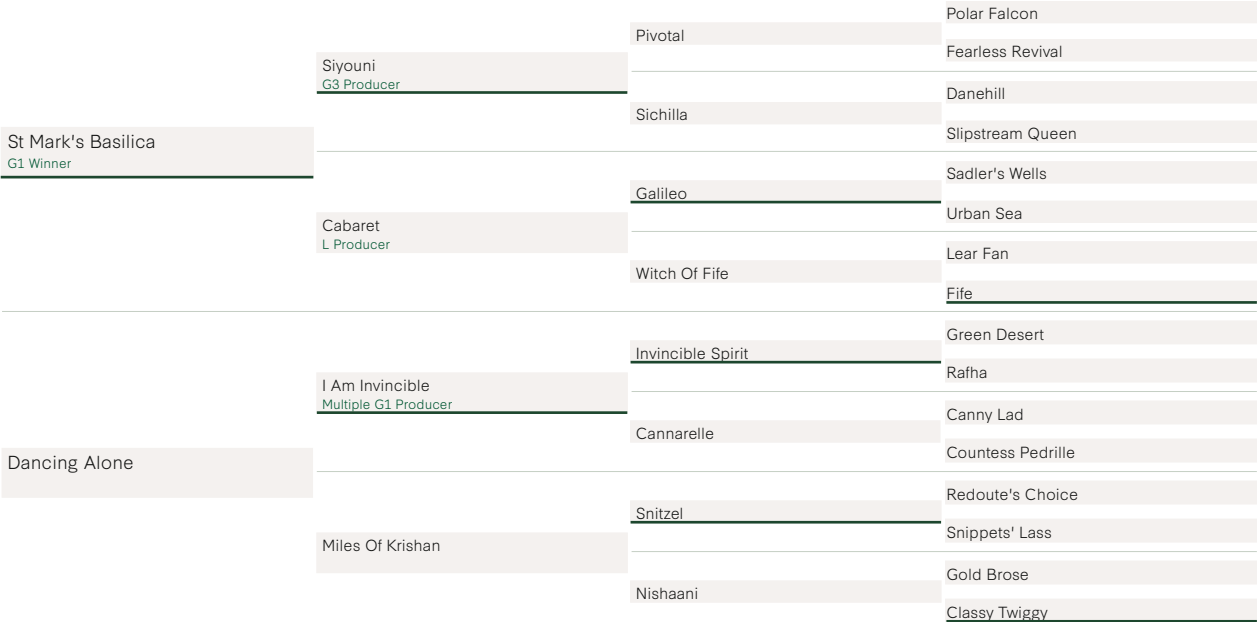
**Standing:**  
Coolmore

**Stud Fee:**  
\$38,500 (2025)

**SW/Rnrs:**  
-

**Rating:**  
60.23 %

 **20/20 Match!**



## Similar Stakes Winners

HORSE	G1	G2	G3	L	Similarity
Il Quello Veloce <span>F</span>	1	-	1	-	71 %
Terravista <span>M</span>	2	2	3	-	68 %
Laurens <span>F</span>	5	1	-	-	48 %
Tahiyra <span>F</span>	4	-	-	-	48 %
Meaningful Vote <span>M</span>	-	-	1	-	48 %
Dajraan <span>M</span>	-	-	1	-	48 %
Victoria Road <span>M</span>	1	-	1	-	39 %
Aloa <span>F</span>	-	1	-	-	35 %
Fonteyn <span>F</span>	1	-	-	-	32 %
Souvenir Delondres <span>F</span>	-	-	1	-	32 %
Patrick Sarsfield <span>M</span>	-	-	1	-	32 %
Hang Man <span>M</span>	-	-	1	-	32 %
Mimos <span>F</span>	-	-	1	-	32 %

## Impact Profile Summary

20 crucial crosses within 4 generations (as indicated by an underline above) are analysed to assess the pedigree's success)

2 Gold

2 Green

0 Red

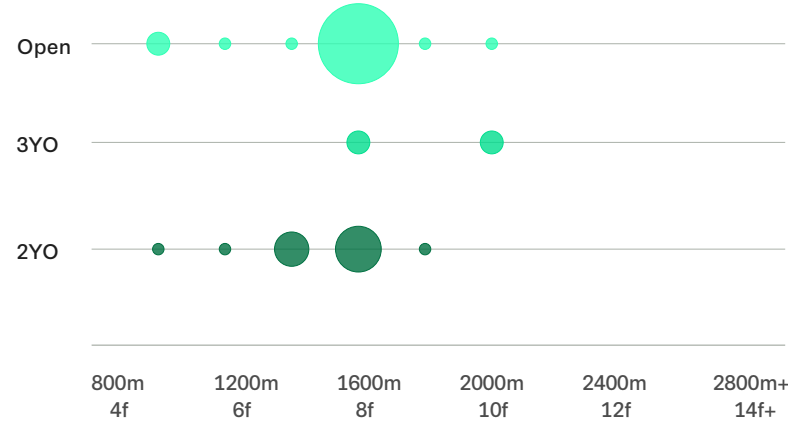
Total crosses, out of 20 analysed, that have **exceeded expectations by more than a factor of 4**.

The quantity of crosses, out of 20 analysed, that have **exceeded expectations between 2 and 4 times**.

The quantity of crosses, out of 20 analysed, that have **fallen short of expectations** and should be avoided.

## Predicted Distance Profile

Stakes winners resembling this pedigree are examined, and their success at various distances and ages are displayed. [View live on Stallion Match.](#)



# Snitzel x Dancing Alone


**Stallion:**  
Snitzel

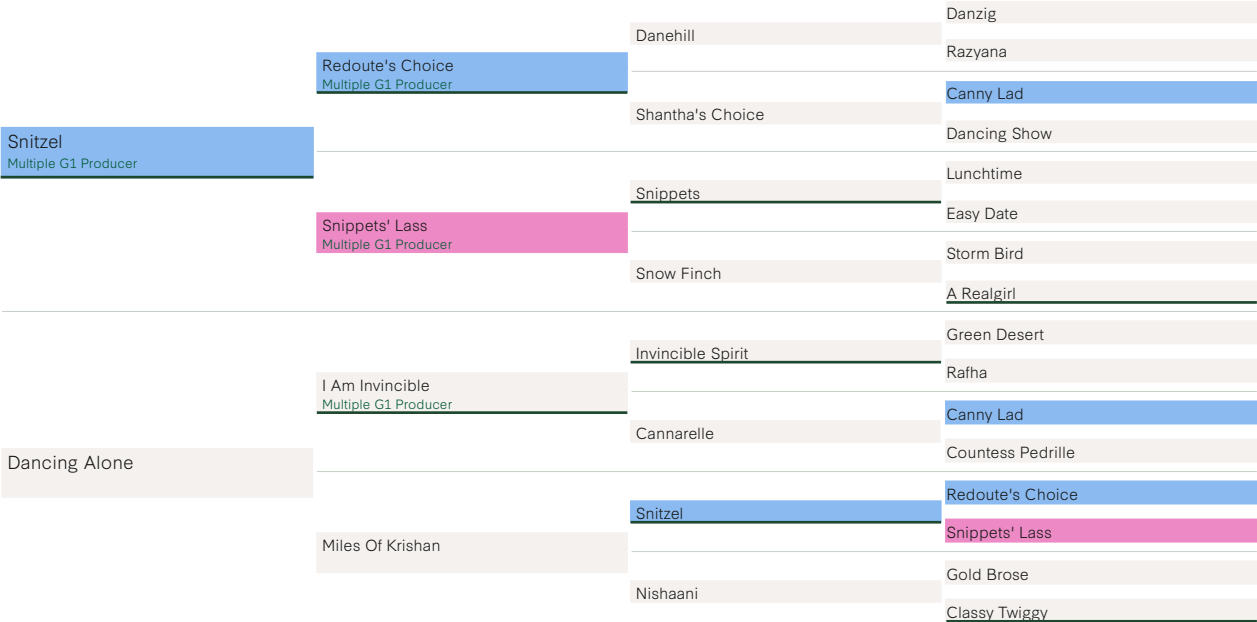
**Standing:**  
Arrowfield

**Stud Fee:**  
\$247,500 (2025)

**SW/Rnrs:**  
10.63%

**Rating:**  
59.91%

 **20/20 Match!**

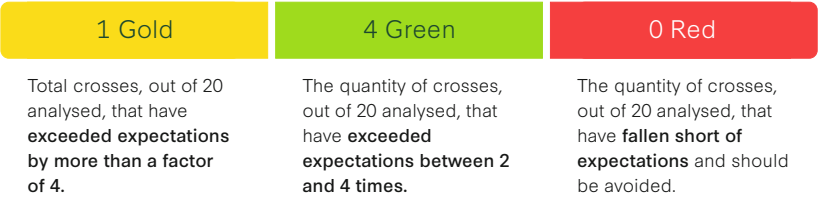


## Similar Stakes Winners

HORSE	G1	G2	G3	L	Similarity
Rediener <span>M</span>	1	-	1	-	71%
Super Easy <span>M</span>	3	1	3	-	68%
Champion's Way <span>M</span>	-	-	2	-	65%
The Mission <span>M</span>	1	-	1	-	52%
Inferno <span>M</span>	-	1	1	-	52%
Sound Of Freedom <span>F</span>	1	-	1	-	48%
Snitzanova <span>F</span>	-	1	1	-	48%
Table Bay <span>M</span>	-	-	2	-	48%
Leading Spirit <span>M</span>	-	-	1	-	48%
Private Eye <span>M</span>	1	3	2	-	39%
All Legal <span>M</span>	-	1	-	-	39%
Petty Cury <span>F</span>	-	-	1	-	39%
Thron Bone <span>M</span>	1	-	-	-	35%
Union Square <span>M</span>	-	1	-	-	35%
Treasurethe Moment <span>F</span>	3	3	-	-	32%
Shoals <span>F</span>	3	-	2	-	32%
Bushranger <span>M</span>	2	-	1	-	32%
Samitar <span>F</span>	2	-	1	-	32%
Earthquake <span>F</span>	1	1	2	-	32%
Tiggy Wiggy <span>F</span>	1	1	-	-	32%
Alfred Nobel <span>M</span>	1	1	-	-	32%

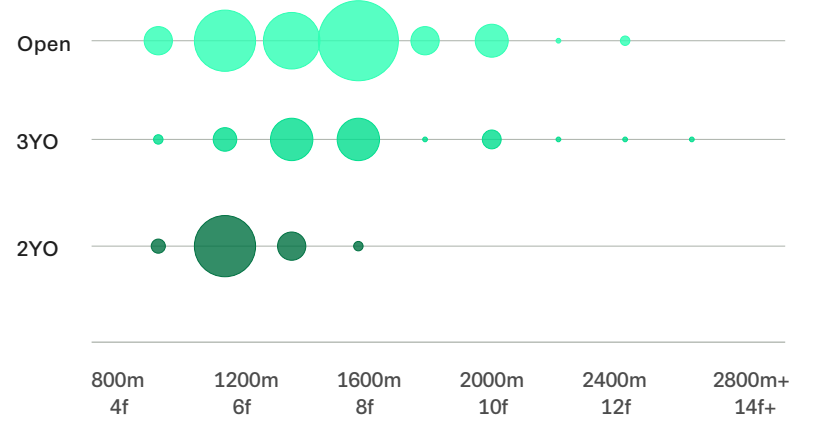
## Impact Profile Summary

20 crucial crosses within 4 generations (as indicated by an underline above) are analysed to assess the pedigree's success)



## Predicted Distance Profile

Stakes winners resembling this pedigree are examined, and their success at various distances and ages are displayed. [View live on Stallion Match.](#)



# Satono Aladdin x Dancing Alone


**Stallion:**  
Satono Aladdin

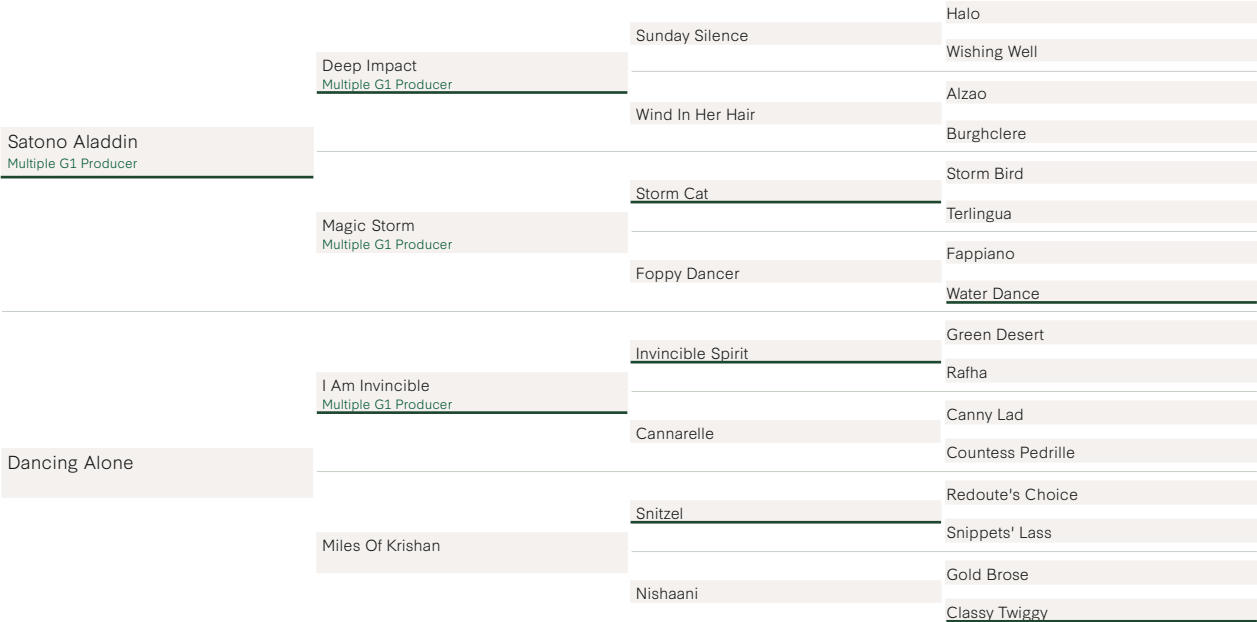
**Standing:**  
Rich Hill Stud

**Stud Fee:**  
\$65,000 (2024)

**SW/Rnrs:**  
3.42 %

**Rating:**  
59.91 %

 **20/20 Match!**



## Similar Stakes Winners

HORSE	G1	G2	G3	L	Similarity
Profondo <span>M</span>	1	-	-	-	77 %
Lantern Way <span>M</span>	-	1	-	-	77 %
Satono Arthur <span>M</span>	-	-	2	-	77 %
Count De Rupee <span>M</span>	-	1	-	-	52 %
Lunar Impact <span>F</span>	-	-	1	-	52 %
Victoria Road <span>M</span>	1	-	1	-	48 %
Tokyo Tycoon <span>M</span>	1	-	1	-	48 %
Birthe <span>F</span>	-	1	-	-	39 %
Robusto <span>M</span>	-	1	-	-	35 %
Logi Universe <span>M</span>	1	1	2	-	32 %
Croix Du Nord <span>M</span>	1	1	-	-	32 %
Zadar <span>M</span>	-	-	2	-	32 %
Danon Chaser <span>M</span>	-	-	1	-	32 %
Woman's Heart <span>F</span>	-	-	1	-	32 %

## Impact Profile Summary

20 crucial crosses within 4 generations (as indicated by an underline above) are analysed to assess the pedigree's success)

1 Gold

3 Green

0 Red

Total crosses, out of 20 analysed, that have **exceeded expectations by more than a factor of 4**.

The quantity of crosses, out of 20 analysed, that have **exceeded expectations between 2 and 4 times**.

The quantity of crosses, out of 20 analysed, that have **fallen short of expectations** and should be avoided.

## Predicted Distance Profile

Stakes winners resembling this pedigree are examined, and their success at various distances and ages are displayed. [View live on Stallion Match.](#)

