



Equine Veterinarians Australia

A Special Interest Group of the Australian Veterinary Association Ltd. ABN 63 008 522 852

VETERINARY REPORT ON BROODMARE FOR SALE

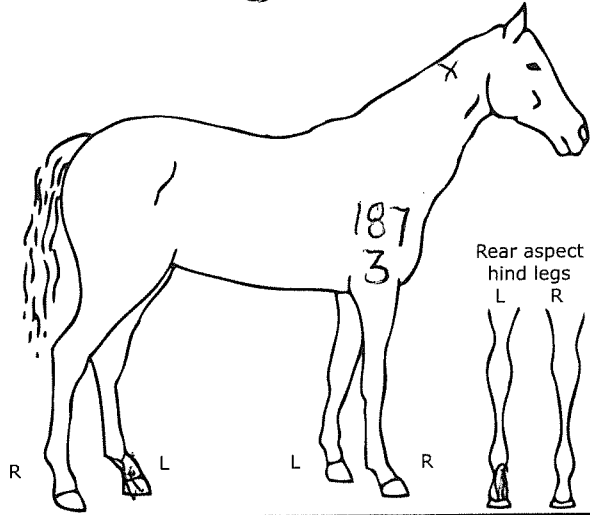
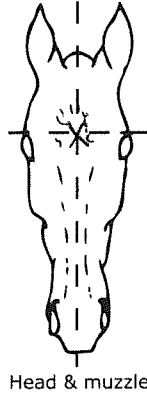
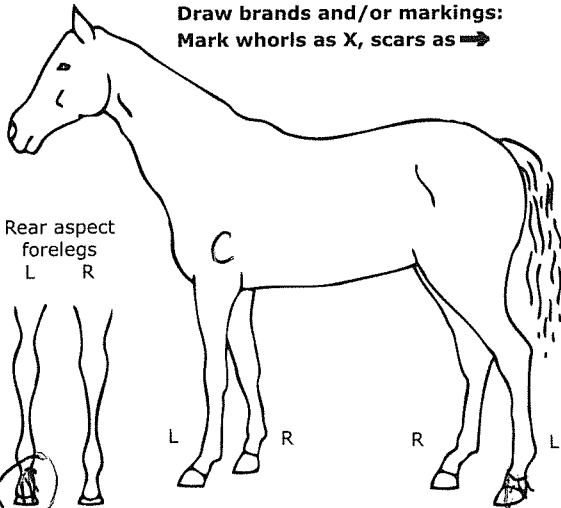
207



This examination is limited to an assessment of the reproductive matters below and should in no way be relied upon as a representation or expression of opinion as to breeding soundness. It is beyond the scope of this examination to definitively detect if this mare has been treated with Equity® Vaccine or any other medication.

Animal presented as: Fastnet Roso		Age/DOB: 2013
(If unnamed) Sire:		Dam:
Breed: T Brood	Colour: Bay	Microchip No: 985700012029065
Owner (if known):		Address (if known):
Person requesting examination: Alison Hush		Place of examination: Davalil Thoroughbreds, NSW

Draw brands and/or markings:
Mark whorls as X, scars as →



This mare was examined (please tick)

Under Sedation	<input checked="" type="checkbox"/>
Not Sedated	<input type="checkbox"/>
Other Physical Restraint	<input type="checkbox"/>

The mare was (please tick)

Pregnant	<input type="checkbox"/>
Not Pregnant	<input checked="" type="checkbox"/>

Reported last serve date

(Please tick appropriate boxes - add additional sheets for details if required)

Ovaries	Y	N	Total Ovarian Dimensions (Measured by US)	Largest Follicle Diameter (Measured by US)	Comments
Manual Examination per Rectum	<input checked="" type="checkbox"/>	<input type="checkbox"/>	Left: 6.1^{cm} x 6.2^{cm} + CL	Left: 3.1	CL present
U/S Examination	<input checked="" type="checkbox"/>	<input type="checkbox"/>	Right: 3.5^{cm} x 5.0^{cm}	Right: 1.1	
Uterus	Y	N	Details		
Manual Examination per Rectum	<input checked="" type="checkbox"/>	<input type="checkbox"/>	no endometrial folds consistent		
U/S Examination	<input checked="" type="checkbox"/>	<input type="checkbox"/>			
Uterine Cysts	<input type="checkbox"/>	<input checked="" type="checkbox"/>			
Uterine Fluid	<input type="checkbox"/>	<input checked="" type="checkbox"/>			
Comments	<input type="checkbox"/>	<input type="checkbox"/>			
Cervix	Y	N	Details with anoestrous		
Manual Examination per Vagina	<input checked="" type="checkbox"/>	<input type="checkbox"/>	normal		
U/S Examination	<input checked="" type="checkbox"/>	<input type="checkbox"/>			
Visual Examination per Speculum	<input checked="" type="checkbox"/>	<input type="checkbox"/>			
Comments	<input type="checkbox"/>	<input type="checkbox"/>	↓		
	<input type="checkbox"/>	<input type="checkbox"/>			
Vagina					
Manual Examination per Vagina	<input checked="" type="checkbox"/>	<input type="checkbox"/>	no endometrial folds consistent		
U/S Examination	<input checked="" type="checkbox"/>	<input type="checkbox"/>			
Visual Examination per Speculum	<input type="checkbox"/>	<input checked="" type="checkbox"/>	no endometrial folds consistent		
Comments	<input type="checkbox"/>	<input type="checkbox"/>			
Vulva					
Caslicked	<input type="checkbox"/>	<input checked="" type="checkbox"/>	no endometrial folds consistent		
Comments	<input type="checkbox"/>	<input checked="" type="checkbox"/>			
Udder					
Visual Examination	normal				
Manual Examination	normal				

Other comments

Normal reproductive tract on palpation & scan

Date: 11/4/2018	Signed: M. Baltussen
Name (please print): Madalen Baltussen	Place stamp/write address here: 11788 Hunter Equine Vet
Contact Number: 0417 880577	106 Macquarie St
AVA No: 9211	VPB No: N9591
	Merewether NSW2291